

TT-405 Double Mitre Saw (Ø:450 mm)

SAWS » TT-405

- PVC profiles cutting.
- Solid cast construction for length and angle accuracy.
- Ultimate cutting quality.
- Ability to cut 4200 mm. length.
- Automatic tilt movement of the saw heads to 45° and 90°. Angles between 45° and 90° can be adjusted manually and fixed easily.
- Moving head automatically takes position by PLC control system with touch panel.
- Piece numbers, length dimensions, angular positions and quantities can be programmed on the control panel (2000 x 10 different data can be stored).
- Data transfer is available via network connection or USB interface.
- The saw blade feed speed can be adjusted.
- The control system can skip and then continue the cutting order.
- Profile support conveyor fixed to the movable head helps to keep the balance of the work piece.
- Automatic closing safety hood.
- Horizontal and vertical clamping system ensure optimum profile fixing.

OPTIONAL

- Barcode printer (AK 003)
- Extraction system (ES 024)
- Automatic Aluminum Wedge Cutting System (AH 025) (Max. 7200mm Length can be fixed to the machine)
- Arrow head cutting Unit for V-Welding (AH 044)
- Automatic Short Cutting System (AH 046)

Technical Features :

• Power Supply : 400 V, 3~ 50-60 Hz	• Air Consumption: 50 l/min. (120 l/min. Cooling System)
• Total Power Output : 3,5 kW (5 kW Optional for Alu.)	• Machine Height: 1550 mm
• Power Output of Each Motor: 1,5 kW (2,2 kW Optional for Alu.)	• Machine Length: 4950 mm + 2600 mm
• Spindle Speed: 2800 rpm	• Machine Width: 1400 mm
• Max. Cutting Length: 4200 mm	• Machine Weight: 755 kg
• Min. Cutting Length: 450 mm	
• Min. Wedge Cutting Length: 4,8mm	
• Air Pressure: 6-8 bar	

* Please see the cutting diagram for the Min. and Max. profile size dimensions.


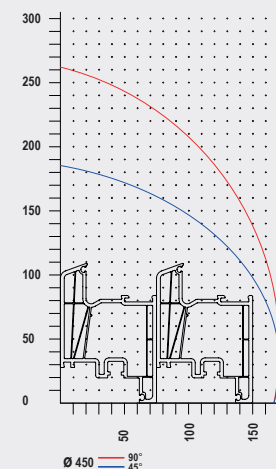
TT-415 Double Mitre Saw (Ø:550 mm)

SAWS » TT-415

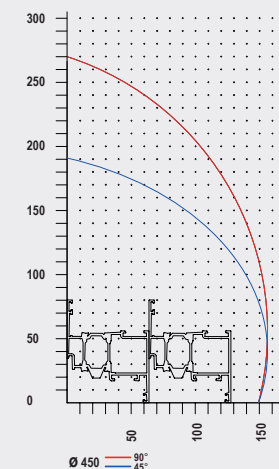
- See TT-405 However;
- Machine Height : 1560 mm
- Machine Length : 5100 mm + 2630 mm
- Machine Width : 1600 mm
- Machine Weight : 900 kg.
- Min. Cutting Length : 550 mm
- **OPTIONAL**
- Servo controlled cutting between 45°- 90° accuracy of 0,1°



TT-405 Double Mitre Saw
Cutting Diagram for PVC



TT-405 Double Mitre Saw
Cutting Diagram for Aluminum



TT-415 Double Mitre Saw
Cutting Diagram

